














# SPOTlight: School Year 2022-2023

Jenks Academy for Arts and Sciences			
School Code	6270	Principal Name	Corinne Scioli
Sector	District	Address	8301 Germantown Ave
Network	Network 6	Phone	215 400 3360
Report Type	K 8 School	Admission Category	Catchment
Receives HS Report	No	October 1 Enrollment	424
Grades in Report	K 8		
Website	jsjenks.philasd.org		

## School Performance Outcomes Table

CONDITIONS FOR SUCCESS				
Metric Name	2021-22 Results	2022-23 Results	2022-23 Progress	Metric Description
Student Attendance	73.7%	75.2%	+1.5 %-pts 	Percentage of students attending 90% or more of instructional days
Teacher Attendance	83.9%	89.3%	+5.4 %-pts 	Percentage of teachers attending 90% or more of work days
Student Dropouts (Grades 7-8)	1	1	+0 	Number of students no longer enrolled, and who did not transfer or graduate

ACADEMIC GOALS						
Metric Name	2021-22 Results	2022-23 Results	2022-23 Progress	2021-22 Results	2022-23 Results	2022-23 Progress
<b>Goals 1-3: Grades 3-8</b>	<b>PSSA/PASA Proficient or Advanced</b>			<b>PSSA/PASA Below Basic</b>		
Grade 3 Reading	51.2%	56.6%	+5.4 %-pts 	23.3%	15.1%	-8.2 %-pts 
Grade 3 - 8 Reading	47.0%	51.4%	+4.4 %-pts 	14.5%	13.0%	-1.6 %-pts 
Grade 3 Math	39.5%	52.9%	+13.4 %-pts 	27.9%	25.5%	-2.4 %-pts 
Grade 3 - 8 Math	24.5%	31.1%	+6.6 %-pts 	45.6%	38.6%	-7.0 %-pts 
Grade 4 and 8 Science	47.6%	58.9%	+11.3 %-pts 	19.5%	17.8%	-1.7 %-pts 

All SPOTlight indicator colors are based on unrounded changes in results. Percentage point changes are rounded to the nearest tenth for display.

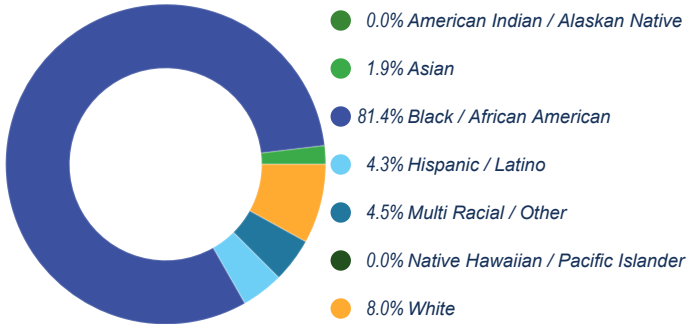
SPOTlight Legend:	Improving 	Maintaining 	Not Improving 
-------------------	---	--	---

# Jenks Academy for Arts and Sciences

## 2022-2023 SCHOOL PROGRESS REPORT ON EDUCATION AND EQUITY

School Code | 6270 Sector | District Network | Network 6  
 Principal Name | Corinne Scioli  
 Address | 8301 Germantown Ave Phone | 215-400-3360  
 Website | jsjenks.philasd.org Report Type | K-8 School  
 Grades in Report | K-8 Admissions Category | Catchment  
 Receives HS Report | No Oct 1 Enrollment | 424

### Student Enrollment and Demographics



<b>440</b> # of Students Served Over the Full Year	<b>18.4%</b> % of Students with IEPs
<b>0.9%</b> % of Students Identified as English Learners	<b>59.7%</b> % of Students Identified as Economically Disadvantaged

### Student Attendance

<b>45.5%</b> % of Students Attending at Least 95% of Instructional Days	<b>75.2%</b> % of Students Attending at Least 90% of Instructional Days
--	--

Score Level	Performance	Improvement	Level
<b>Not Applicable for 2022-2023</b>			
<b>Performance</b> Insufficient Data for Score	<b>Black / African American</b>		NA
	Insufficient Data for Score	<b>100.0%</b>	
<b>Improvement</b> Improving in 12 out of 14 Eligible Metrics	<b>Hispanic / Latino</b>		NA
	Insufficient Data for Score	Insufficient Data for Score	
<b>Goal Performance (All Students)</b>	<b>Multi Racial / Other</b>		NA
	Insufficient Data for Score	Insufficient Data for Score	
<b>GOAL 1   PSSA ELA: % of Students Proficient or Advanced, Grades 3-8</b>	<b>White</b>		NA
	Insufficient Data for Score	Insufficient Data for Score	
<b>Score: 51.4%</b>	<b>American Indian / Alaskan Native</b>		NA
	Insufficient Data for Score	Insufficient Data for Score	
<b>GOAL 2   PSSA ELA: % of Students Proficient or Advanced, Grade 3</b>	<b>Asian</b>		NA
	Insufficient Data for Score	Insufficient Data for Score	
<b>Score: 56.6%</b>	<b>Native Hawaiian / Pacific Islander</b>		NA
	Insufficient Data for Score	Insufficient Data for Score	
<b>GOAL 3   PSSA Math: % of Students Proficient or Advanced, Grades 3-8</b>	<b>English Learners</b>		NA
	Insufficient Data for Score	Insufficient Data for Score	
<b>Score: 31.1%</b>	<b>Students with IEPs</b>		NA
	Insufficient Data for Score	Insufficient Data for Score	
<ul style="list-style-type: none"> <li>Improving</li> <li>Maintaining</li> <li>Not Improving</li> <li>Not Applicable</li> </ul>	<b>Economically Disadvantaged</b>		NA
	Insufficient Data for Score	<b>80.0%</b>	

# Climate, Culture & Opportunity

## Conditions for Success

School Code | 6270 School Name | Jenks Academy for Arts and Sciences

### % of Students Attending 90%+ of Days

#### All Students

440 Students

Score: 75.2%



IMPROVING

+1.5 From Prior Year



### % of Students Attending

Greater Than 95% of Instructional Days

45.5%

90-95% of Instructional Days

29.8%

85-90% of Instructional Days

11.4%

80-85% of Instructional Days

6.6%

Less than 80% of Instructional Days

6.8%

### Number of Dropouts

#### All Students

Grades 7-8

Students: 1

MAINTAINING

+0.0 From Prior Year



### % of Students Receiving Zero Out-of-School Suspensions

#### All Students

440 Students

Score: 97.1%



MAINTAINING

-0.8 From Prior Year



\* Schools that are performing at the most positive value for a metric automatically receive a label of "Improving", even if no change in performance occurred.

# Climate, Culture & Opportunity

## Conditions for Success

School Code | 6270 School Name | Jenks Academy for Arts and Sciences

### % of Teachers Attending 90%+ of Days

#### All Teachers

28 Teachers

Score: 89.3%



IMPROVING

+5.4 From Prior Year



### Additional Teacher Metrics

13.0%

% of Teachers Rated as Distinguished

87.0%

% of Teachers Rated as Proficient

89.7%

Year-to-Year Teacher Retention

\* Schools that are performing at the most positive value for a metric automatically receive a label of "Improving", even if no change in performance occurred.

# Reading: Every Student Reads On or Above Grade Level

## Goal 1 - PSSA Reading Proficiency, Grades 3-8

School Code | 6270 School Name | Jenks Academy for Arts and Sciences

PSSA ELA: % of Students Proficient or Advanced, Grades 3-8	PSSA ELA: % of Students Below Basic, Grades 3-8
<b>All Students</b> 143 out of 278 Students <b>Score: 51.4%</b> <div style="display: flex; align-items: center; gap: 10px;"> <div style="background-color: #28a745; color: white; padding: 5px 10px; border-radius: 15px;">IMPROVING</div> <div style="text-align: center;">+4.4 From Prior Year</div> <div style="color: green; font-size: 24px;">✓</div> </div>	<b>All Students</b> 36 out of 278 Students <b>Score: 13.0%</b> <div style="display: flex; align-items: center; gap: 10px;"> <div style="background-color: #28a745; color: white; padding: 5px 10px; border-radius: 15px;">IMPROVING</div> <div style="text-align: center;">-1.6 From Prior Year</div> <div style="color: green; font-size: 24px;">✓</div> </div>
<b>Black / African American</b> 113 out of 240 Students <b>Score: 47.1%</b> <div style="display: flex; align-items: center; gap: 10px;"> <div style="background-color: #28a745; color: white; padding: 5px 10px; border-radius: 15px;">IMPROVING</div> <div style="text-align: center;">+5.8 From Prior Year</div> <div style="color: green; font-size: 24px;">✓</div> </div>	<b>Black / African American</b> 36 out of 240 Students <b>Score: 15.0%</b> <div style="display: flex; align-items: center; gap: 10px;"> <div style="background-color: #28a745; color: white; padding: 5px 10px; border-radius: 15px;">IMPROVING</div> <div style="text-align: center;">-1.9 From Prior Year</div> <div style="color: green; font-size: 24px;">✓</div> </div>
<b>Hispanic / Latino</b> Insufficient Sample	<b>Hispanic / Latino</b> Insufficient Sample
<b>Multi Racial / Other</b> Insufficient Sample	<b>Multi Racial / Other</b> Insufficient Sample
<b>White</b> Insufficient Sample	<b>White</b> Insufficient Sample
<b>American Indian / Alaskan Native</b> Insufficient Sample	<b>American Indian / Alaskan Native</b> Insufficient Sample
<b>Asian</b> Insufficient Sample	<b>Asian</b> Insufficient Sample
<b>Native Hawaiian / Pacific Islander</b> Insufficient Sample	<b>Native Hawaiian / Pacific Islander</b> Insufficient Sample
<b>English Learners</b> Insufficient Sample	<b>English Learners</b> Insufficient Sample
<b>Students with IEPs</b> 11 out of 55 Students <b>Score: 20.0%</b> <div style="display: flex; align-items: center; gap: 10px;"> <div style="background-color: #28a745; color: white; padding: 5px 10px; border-radius: 15px;">IMPROVING</div> <div style="text-align: center;">+5.4 From Prior Year</div> <div style="color: green; font-size: 24px;">✓</div> </div>	<b>Students with IEPs</b> 19 out of 55 Students <b>Score: 34.6%</b> <div style="display: flex; align-items: center; gap: 10px;"> <div style="background-color: #dc3545; color: white; padding: 5px 10px; border-radius: 15px;">NOT IMPROVING</div> <div style="text-align: center;">+5.4 From Prior Year</div> <div style="color: red; font-size: 24px;">✗</div> </div>
<b>Economically Disadvantaged</b> 68 out of 164 Students <b>Score: 41.5%</b> <div style="display: flex; align-items: center; gap: 10px;"> <div style="background-color: #dc3545; color: white; padding: 5px 10px; border-radius: 15px;">NOT IMPROVING</div> <div style="text-align: center;">-3.6 From Prior Year</div> <div style="color: red; font-size: 24px;">✗</div> </div>	<b>Economically Disadvantaged</b> 27 out of 164 Students <b>Score: 16.5%</b> <div style="display: flex; align-items: center; gap: 10px;"> <div style="background-color: #28a745; color: white; padding: 5px 10px; border-radius: 15px;">IMPROVING</div> <div style="text-align: center;">-2.3 From Prior Year</div> <div style="color: green; font-size: 24px;">✓</div> </div>

\* Schools that are performing at the most positive value for a metric automatically receive a label of "Improving", even if no change in performance occurred.

# Reading: Every Student Reads On or Above Grade Level

## Goal 2 - PSSA Reading Proficiency, Grade 3

School Code | 6270 School Name | Jenks Academy for Arts and Sciences

PSSA ELA: % of Students Proficient or Advanced, Grade 3	PSSA ELA: % of Students Below Basic, Grade 3
<b>All Students</b> <i>30 out of 53 Students</i> <b>Score: 56.6%</b> <div style="display: flex; align-items: center; gap: 10px;"> <div style="background-color: #28a745; color: white; padding: 5px 10px; border-radius: 15px;">IMPROVING</div> <div style="font-size: 0.8em;">+5.4 From Prior Year</div> <div style="font-size: 1.5em; color: #28a745;">✓</div> </div>	<b>All Students</b> <i>8 out of 53 Students</i> <b>Score: 15.1%</b> <div style="display: flex; align-items: center; gap: 10px;"> <div style="background-color: #28a745; color: white; padding: 5px 10px; border-radius: 15px;">IMPROVING</div> <div style="font-size: 0.8em;">-8.2 From Prior Year</div> <div style="font-size: 1.5em; color: #28a745;">✓</div> </div>
<b>Black / African American</b> <i>23 out of 45 Students</i> <b>Score: 51.1%</b> <div style="display: flex; align-items: center; gap: 10px;"> <div style="background-color: #28a745; color: white; padding: 5px 10px; border-radius: 15px;">IMPROVING</div> <div style="font-size: 0.8em;">+8.2 From Prior Year</div> <div style="font-size: 1.5em; color: #28a745;">✓</div> </div>	<b>Black / African American</b> <i>8 out of 45 Students</i> <b>Score: 17.8%</b> <div style="display: flex; align-items: center; gap: 10px;"> <div style="background-color: #28a745; color: white; padding: 5px 10px; border-radius: 15px;">IMPROVING</div> <div style="font-size: 0.8em;">-10.8 From Prior Year</div> <div style="font-size: 1.5em; color: #28a745;">✓</div> </div>
<b>Hispanic / Latino</b> Insufficient Sample	<b>Hispanic / Latino</b> Insufficient Sample
<b>Multi Racial / Other</b> Insufficient Sample	<b>Multi Racial / Other</b> Insufficient Sample
<b>White</b> Insufficient Sample	<b>White</b> Insufficient Sample
<b>American Indian / Alaskan Native</b> Insufficient Sample	<b>American Indian / Alaskan Native</b> Insufficient Sample
<b>Asian</b> Insufficient Sample	<b>Asian</b> Insufficient Sample
<b>Native Hawaiian / Pacific Islander</b> Insufficient Sample	<b>Native Hawaiian / Pacific Islander</b> Insufficient Sample
<b>English Learners</b> Insufficient Sample	<b>English Learners</b> Insufficient Sample
<b>Students with IEPs</b> Insufficient Sample	<b>Students with IEPs</b> Insufficient Sample
<b>Economically Disadvantaged</b> <i>17 out of 33 Students</i> <b>Score: 51.5%</b> <div style="display: flex; align-items: center; gap: 10px;"> <div style="background-color: #28a745; color: white; padding: 5px 10px; border-radius: 15px;">IMPROVING</div> <div style="font-size: 0.8em;">+12.4 From Prior Year</div> <div style="font-size: 1.5em; color: #28a745;">✓</div> </div>	<b>Economically Disadvantaged</b> <i>5 out of 33 Students</i> <b>Score: 15.2%</b> <div style="display: flex; align-items: center; gap: 10px;"> <div style="background-color: #28a745; color: white; padding: 5px 10px; border-radius: 15px;">IMPROVING</div> <div style="font-size: 0.8em;">-24.0 From Prior Year</div> <div style="font-size: 1.5em; color: #28a745;">✓</div> </div>

\* Schools that are performing at the most positive value for a metric automatically receive a label of "Improving", even if no change in performance occurred.

# Math & Science: Every Student Performs On or Above Grade Level

## Goal 3 - PSSA Math Proficiency, Grades 3-8

School Code | 6270 School Name | Jenks Academy for Arts and Sciences

PSSA Math: % of Students Proficient or Advanced, Grades 3-8	PSSA Math: % of Students Below Basic, Grades 3-8
<b>All Students</b> <i>86 out of 277 Students</i> <b>Score: 31.1%</b> <div style="display: inline-block; border: 1px solid gray; padding: 2px;"> <span style="background-color: #28a745; color: white; border-radius: 10px; padding: 2px 5px;">IMPROVING</span> <span style="margin-left: 10px;">+6.6 From Prior Year</span> <span style="font-size: 1.2em; color: #28a745;">✓</span> </div>	<b>All Students</b> <i>107 out of 277 Students</i> <b>Score: 38.6%</b> <div style="display: inline-block; border: 1px solid gray; padding: 2px;"> <span style="background-color: #28a745; color: white; border-radius: 10px; padding: 2px 5px;">IMPROVING</span> <span style="margin-left: 10px;">-7.0 From Prior Year</span> <span style="font-size: 1.2em; color: #28a745;">✓</span> </div>
<b>Black / African American</b> <i>63 out of 237 Students</i> <b>Score: 26.6%</b> <div style="display: inline-block; border: 1px solid gray; padding: 2px;"> <span style="background-color: #28a745; color: white; border-radius: 10px; padding: 2px 5px;">IMPROVING</span> <span style="margin-left: 10px;">+7.0 From Prior Year</span> <span style="font-size: 1.2em; color: #28a745;">✓</span> </div>	<b>Black / African American</b> <i>97 out of 237 Students</i> <b>Score: 40.9%</b> <div style="display: inline-block; border: 1px solid gray; padding: 2px;"> <span style="background-color: #28a745; color: white; border-radius: 10px; padding: 2px 5px;">IMPROVING</span> <span style="margin-left: 10px;">-9.3 From Prior Year</span> <span style="font-size: 1.2em; color: #28a745;">✓</span> </div>
<b>Hispanic / Latino</b> Insufficient Sample	<b>Hispanic / Latino</b> Insufficient Sample
<b>Multi Racial / Other</b> Insufficient Sample	<b>Multi Racial / Other</b> Insufficient Sample
<b>White</b> Insufficient Sample	<b>White</b> Insufficient Sample
<b>American Indian / Alaskan Native</b> Insufficient Sample	<b>American Indian / Alaskan Native</b> Insufficient Sample
<b>Asian</b> Insufficient Sample	<b>Asian</b> Insufficient Sample
<b>Native Hawaiian / Pacific Islander</b> Insufficient Sample	<b>Native Hawaiian / Pacific Islander</b> Insufficient Sample
<b>English Learners</b> Insufficient Sample	<b>English Learners</b> Insufficient Sample
<b>Students with IEPs</b> <i>8 out of 56 Students</i> <b>Score: 14.3%</b> <div style="display: inline-block; border: 1px solid gray; padding: 2px;"> <span style="background-color: #28a745; color: white; border-radius: 10px; padding: 2px 5px;">IMPROVING</span> <span style="margin-left: 10px;">+1.8 From Prior Year</span> <span style="font-size: 1.2em; color: #28a745;">✓</span> </div>	<b>Students with IEPs</b> <i>37 out of 56 Students</i> <b>Score: 66.1%</b> <div style="display: inline-block; border: 1px solid gray; padding: 2px;"> <span style="background-color: #28a745; color: white; border-radius: 10px; padding: 2px 5px;">IMPROVING</span> <span style="margin-left: 10px;">-8.9 From Prior Year</span> <span style="font-size: 1.2em; color: #28a745;">✓</span> </div>
<b>Economically Disadvantaged</b> <i>42 out of 162 Students</i> <b>Score: 25.9%</b> <div style="display: inline-block; border: 1px solid gray; padding: 2px;"> <span style="background-color: #28a745; color: white; border-radius: 10px; padding: 2px 5px;">IMPROVING</span> <span style="margin-left: 10px;">+3.3 From Prior Year</span> <span style="font-size: 1.2em; color: #28a745;">✓</span> </div>	<b>Economically Disadvantaged</b> <i>76 out of 162 Students</i> <b>Score: 46.9%</b> <div style="display: inline-block; border: 1px solid gray; padding: 2px;"> <span style="background-color: #28a745; color: white; border-radius: 10px; padding: 2px 5px;">IMPROVING</span> <span style="margin-left: 10px;">-2.0 From Prior Year</span> <span style="font-size: 1.2em; color: #28a745;">✓</span> </div>

\* Schools that are performing at the most positive value for a metric automatically receive a label of "Improving", even if no change in performance occurred.

# Math & Science: Every Student Performs On or Above Grade Level

## PSSA Math Proficiency, Grade 3

School Code | 6270 School Name | Jenks Academy for Arts and Sciences

PSSA Math: % of Students Proficient or Advanced, Grade 3	PSSA Math: % of Students Below Basic, Grade 3
<b>All Students</b> <i>27 out of 51 Students</i> <b>Score: 52.9%</b> <div style="display: flex; align-items: center; gap: 10px;"> <div style="background-color: #28a745; color: white; padding: 5px 10px; border-radius: 15px;">IMPROVING</div> <div style="font-size: 0.8em;">+13.4 From Prior Year</div> <div style="font-size: 1.5em; color: #28a745;">✓</div> </div>	<b>All Students</b> <i>13 out of 51 Students</i> <b>Score: 25.5%</b> <div style="display: flex; align-items: center; gap: 10px;"> <div style="background-color: #28a745; color: white; padding: 5px 10px; border-radius: 15px;">IMPROVING</div> <div style="font-size: 0.8em;">-2.4 From Prior Year</div> <div style="font-size: 1.5em; color: #28a745;">✓</div> </div>
<b>Black / African American</b> <i>19 out of 43 Students</i> <b>Score: 44.2%</b> <div style="display: flex; align-items: center; gap: 10px;"> <div style="background-color: #28a745; color: white; padding: 5px 10px; border-radius: 15px;">IMPROVING</div> <div style="font-size: 0.8em;">+12.8 From Prior Year</div> <div style="font-size: 1.5em; color: #28a745;">✓</div> </div>	<b>Black / African American</b> <i>13 out of 43 Students</i> <b>Score: 30.2%</b> <div style="display: flex; align-items: center; gap: 10px;"> <div style="background-color: #28a745; color: white; padding: 5px 10px; border-radius: 15px;">IMPROVING</div> <div style="font-size: 0.8em;">-1.2 From Prior Year</div> <div style="font-size: 1.5em; color: #28a745;">✓</div> </div>
<b>Hispanic / Latino</b> Insufficient Sample	<b>Hispanic / Latino</b> Insufficient Sample
<b>Multi Racial / Other</b> Insufficient Sample	<b>Multi Racial / Other</b> Insufficient Sample
<b>White</b> Insufficient Sample	<b>White</b> Insufficient Sample
<b>American Indian / Alaskan Native</b> Insufficient Sample	<b>American Indian / Alaskan Native</b> Insufficient Sample
<b>Asian</b> Insufficient Sample	<b>Asian</b> Insufficient Sample
<b>Native Hawaiian / Pacific Islander</b> Insufficient Sample	<b>Native Hawaiian / Pacific Islander</b> Insufficient Sample
<b>English Learners</b> Insufficient Sample	<b>English Learners</b> Insufficient Sample
<b>Students with IEPs</b> Insufficient Sample	<b>Students with IEPs</b> Insufficient Sample
<b>Economically Disadvantaged</b> <i>15 out of 31 Students</i> <b>Score: 48.4%</b> <div style="display: flex; align-items: center; gap: 10px;"> <div style="background-color: #28a745; color: white; padding: 5px 10px; border-radius: 15px;">IMPROVING</div> <div style="font-size: 0.8em;">+22.3 From Prior Year</div> <div style="font-size: 1.5em; color: #28a745;">✓</div> </div>	<b>Economically Disadvantaged</b> <i>6 out of 31 Students</i> <b>Score: 19.4%</b> <div style="display: flex; align-items: center; gap: 10px;"> <div style="background-color: #28a745; color: white; padding: 5px 10px; border-radius: 15px;">IMPROVING</div> <div style="font-size: 0.8em;">-19.8 From Prior Year</div> <div style="font-size: 1.5em; color: #28a745;">✓</div> </div>

\* Schools that are performing at the most positive value for a metric automatically receive a label of "Improving", even if no change in performance occurred.



# Math & Science: Every Student Performs On or Above Grade Level

## PSSA Science Proficiency, Grades 4 and 8

School Code | 6270 School Name | Jenks Academy for Arts and Sciences

PSSA Science: % of Students Proficient or Advanced, Grades 4 & 8	PSSA Science: % of Students Below Basic, Grades 4 & 8
<b>All Students</b> 63 out of 107 Students <b>Score: 58.9%</b> <div style="display: inline-block; border: 1px solid gray; padding: 2px;">                         IMPROVING +11.3 From Prior Year  </div>	<b>All Students</b> 19 out of 107 Students <b>Score: 17.8%</b> <div style="display: inline-block; border: 1px solid gray; padding: 2px;">                         IMPROVING -1.7 From Prior Year  </div>
<b>Black / African American</b> 48 out of 90 Students <b>Score: 53.3%</b> <div style="display: inline-block; border: 1px solid gray; padding: 2px;">                         IMPROVING +11.0 From Prior Year  </div>	<b>Black / African American</b> 18 out of 90 Students <b>Score: 20.0%</b> <div style="display: inline-block; border: 1px solid gray; padding: 2px;">                         IMPROVING -2.5 From Prior Year  </div>
<b>Hispanic / Latino</b> Insufficient Sample	<b>Hispanic / Latino</b> Insufficient Sample
<b>Multi Racial / Other</b> Insufficient Sample	<b>Multi Racial / Other</b> Insufficient Sample
<b>White</b> Insufficient Sample	<b>White</b> Insufficient Sample
<b>American Indian / Alaskan Native</b> Insufficient Sample	<b>American Indian / Alaskan Native</b> Insufficient Sample
<b>Asian</b> Insufficient Sample	<b>Asian</b> Insufficient Sample
<b>Native Hawaiian / Pacific Islander</b> Insufficient Sample	<b>Native Hawaiian / Pacific Islander</b> Insufficient Sample
<b>English Learners</b> Insufficient Sample	<b>English Learners</b> Insufficient Sample
<b>Students with IEPs</b> Insufficient Sample	<b>Students with IEPs</b> Insufficient Sample
<b>Economically Disadvantaged</b> 28 out of 59 Students <b>Score: 47.5%</b> <div style="display: inline-block; border: 1px solid gray; padding: 2px;">                         IMPROVING +1.7 From Prior Year  </div>	<b>Economically Disadvantaged</b> 12 out of 59 Students <b>Score: 20.3%</b> <div style="display: inline-block; border: 1px solid gray; padding: 2px;">                         NOT IMPROVING +3.6 From Prior Year  </div>

\* Schools that are performing at the most positive value for a metric automatically receive a label of "Improving", even if no change in performance occurred.